



# Summer Garden BoM

## October 2022 - Bear Paw Block

October features the Bear Paw block; a beginner friendly quilt block consisting of a series of simple shapes, including squares, rectangles, and half square triangles.

Block instructions introduce the two-at-a-time half square triangle construction method, which will be used in multiple blocks throughout the Summer Garden pattern.

As mentioned in the September fabric requirements PDF, this block requires the following;

### **For a throw sized quilt:**

Background - 2 fat quarters OR 0.3m yardage

Fabric A - 1 fat quarter OR 0.2m yardage

Fabric B - 1 fat quarter OR 0.2m yardage

### **For a twin sized quilt:**

Background - 2 fat quarters OR 0.55m yardage

Fabric A - 2 fat quarters OR 0.3m yardage

Fabric B - 2 fat quarters OR 0.3m yardage

### **For a queen sized quilt:**

Background - 4 fat quarters OR 0.85m yardage

Fabric A - 3 fat quarters OR 0.45m yardage

Fabric B - 2 fat quarters OR 0.45m yardage

To make a quilt similar to the original sample design, use a **medium green background**, **white fabric A**, and **lilac fabric B**.

# Summer Garden BoM

## October 2022 - Bear Paw Block

### Bear Paw Cutting Instructions:

To make 1 block, cut the following:

**Background** - 8x squares at 2 ½"

4x squares at 2"

4x rectangles at 1 ½" x 5"

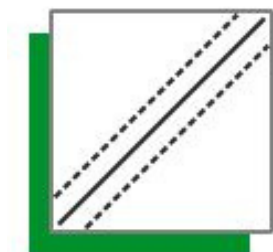
**Fabric A** - 8x squares at 2 ½", draw a diagonal line on the back side of each

1x square at 1 ½"

**Fabric B** - 4x squares at 3 ½"

### Bear Paw Assembly Instructions:

Select one 2 ½" background square and one 2 ½" fabric A square. Place them right sides together and sew ¼" to either side of the drawn line.




Cut along the drawn line and press open to make two half square triangles. Trim to 2" square.

Make 16.




Using four of the half square triangles, one 2" background square, and one 3 ½" square of fabric B, assemble the corner unit of the block as shown below.



Make 4.

Using the four corner units and the remaining background and fabric A pieces, assemble the block as shown below.



Trim block to 10 ½" square.

For a lap quilt, make 4.

For a twin quilt, make 9.

For a queen quilt, make 14.