

Summer Garden BoM

December 2022 - Flying Squares Block

December features the Flying Squares block; a block consisting entirely of squares and rectangles.

Block instructions introduce the partial seam construction method.

As mentioned in the September fabric requirements PDF, this block requires the following;

For a throw sized quilt:

Background - 1 fat quarter OR 0.2m yardage

Fabric A - 1 fat quarter OR 0.1m yardage

Fabric B - 1 fat quarter OR 0.15m yardage

For a twin sized quilt:

Background - 2 fat quarters OR 0.4m yardage

Fabric A - 1 fat quarter OR 0.2m yardage

Fabric B - 2 fat quarters OR 0.3m yardage

For a queen sized quilt:

Background - 3 fat quarters OR 0.65m yardage

Fabric A - 2 fat quarters OR 0.3m yardage

Fabric B - 2 fat quarters OR 0.45m yardage

To make a quilt similar to the original sample design, use a **medium green background**, **light green fabric A**, and **dark green fabric B**.



Summer Garden BoM

December 2022 - Flying Squares Block

Flying Squares Cutting Instructions:

To make 1 block, cut the following:


Background - 4x rectangles at $2\frac{1}{2}'' \times 6\frac{1}{2}''$

Fabric A - 5x squares at $2\frac{1}{2}''$

Fabric B - 8x squares at $2\frac{1}{2}''$

Flying Squares Assembly Instructions:

Select five squares of fabric A and four squares of fabric B. Sew them together into an alternating 9-patch unit as shown below.




Set aside.

Select one square of fabric A and one background rectangle. Sew the square of fabric A to one of the short edges of the background rectangle as shown below.



Make 4.


To finish assembling the block, select one fabric A/background strip and the central 9-patch unit. Align the fabric A end of the strip with the corner of the 9-patch unit right sides together as shown below and sew only half way along the edge to create a partial seam.



Select a new fabric A/background strip and sew it to the next side of the 9-patch unit as shown below using a full seam.



Repeat on the remaining two sides.
Complete the partial seam to finish the block.



Trim the block to 10 ½" square.

For a throw quilt, make 4.

For a twin quilt, make 9.

For a queen quilt, make 14.

