

MQG Mystery 2021/22  
February 2022

As you will have noticed I have been numbering the blocks and giving you the number needed. At the end I will be giving you the block number and the placement in the quilt. Kinda like a puzzle. Something a little different for all of us. So for this month...

BLOCK #2 – Make 4

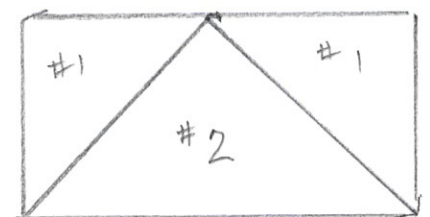
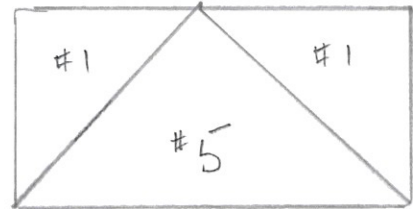
To make this block you will need the following:

32 – Flying Geese (2.5"x4.5") of fabrics 1,5

16 – Flying Geese (2.5"x4.5") of fabrics 1,2

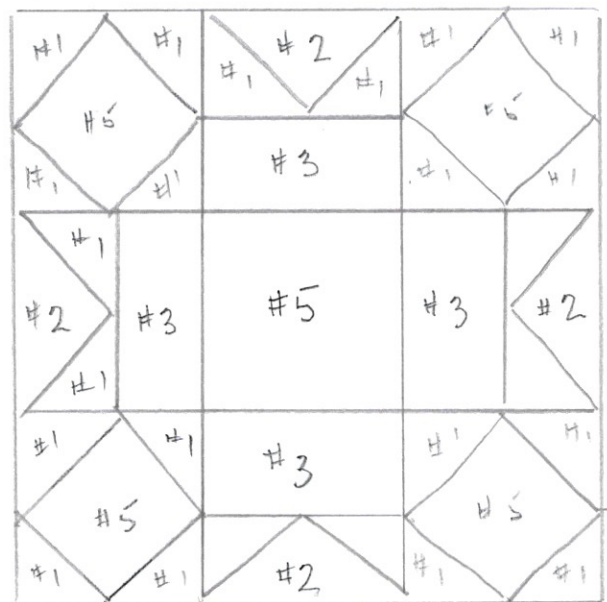
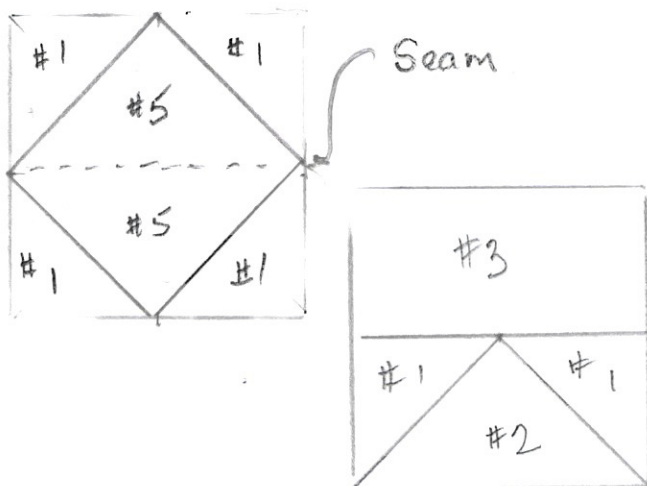
16 – Rectangles 2.5"x4.5" of fabric 3

4 – 4.5" square of fabric 5



There are a number of pieces in this block My hint to make it simpler is to put the 4.5" blocks together and then put those into the 12.5" block.

Put together as shown.



The completed block is 12.5" unfinished.

Linda and Mary