



Summer Garden BoM

May 2023 - Finishing

May marks the end of the Summer Garden BoM, so this month focuses on catching up on block completion and assembling blocks into a finished quilt top.


Depending on the finished quilt size, additional blocks may need to be pieced this month. Find the page that corresponds to the desired quilt size and follow those instructions to complete the Summer Garden quilt.

Throw Sized Quilt

Making a throw sized quilt requires 30 total blocks. In addition to the blocks made so far, 2 new blocks will need to be pieced.

Select one of the earlier Summer Garden block patterns and piece two additional blocks following those instructions OR select two block patterns and piece one additional block of each.

Once all 30 blocks have been pieced, lay them out into 6 rows of 5 blocks each. There are many ways blocks can be arranged; randomly, repeating pattern, clusters of like blocks, etc., move them around to create a satisfying composition.



Sew blocks into rows, then sew rows into a finished quilt top. Baste, quilt, and bind as desired.


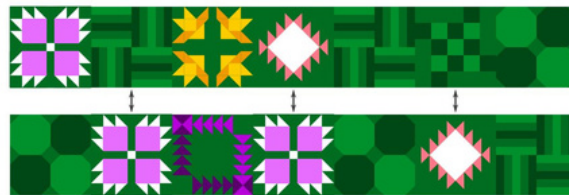
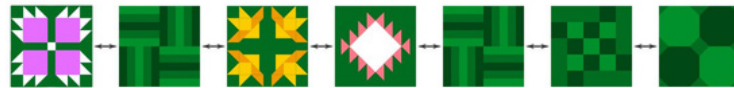
Quilt should finish at 50" x 60".



Twin Sized Quilt

Making a twin sized quilt requires 62 total blocks. No additional blocks are needed to make a quilt of this size.

Once all 62 blocks have been pieced, lay them out into 9 rows of 7 blocks each. There are many ways blocks can be arranged; randomly, repeating pattern, clusters of like blocks, etc., move them around to create a satisfying composition.



Sew blocks into rows, then sew rows into a finished quilt top. Baste, quilt, and bind as desired.

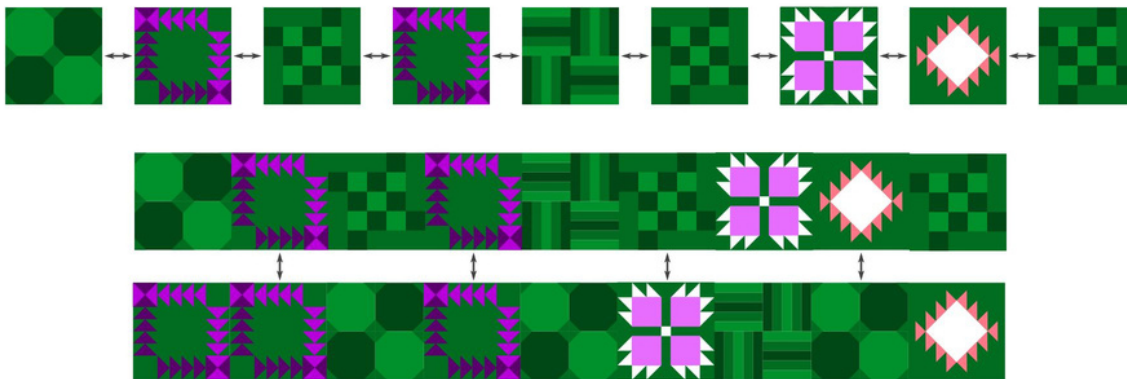
Quilt should finish at 70" x 90".


Queen Sized Quilt

Making a queen sized quilt requires 99 total blocks. In addition to the blocks made so far, 1 new block will need to be pieced.

Select one of the earlier Summer Garden block patterns and piece an additional block following those instructions.

Once all 99 blocks have been pieced, lay them out into 11 rows of 9 blocks each. There are many ways blocks can be arranged; randomly, repeating pattern, clusters of like blocks, etc., move them around to create a satisfying composition.





Sew blocks into rows, then sew rows into a finished quilt top.
Baste, quilt, and bind as desired.

Quilt should finish at 90" x 110".