



Stars of the City

March Blocks

In March, the Drunkard's Path block returns once again with a third and final colour variation.



Drunkard's Path unit C incorporates one of the fabrics used in the previous two units, fabric B, as well as fabric C, the block background fabric. Using these two fabrics together acts to visually unify the blocks with the curved border that contains them.



As with past months, there are also instructions for a straight pieced variation called the Pseudo Drunkard unit. The curve pieced and straight pieced versions of these units can be used interchangeably to make a Stars of the City quilt.

To make either throw sized quilt, make 32 of Drunkard's Path unit C.

To make an XL twin sized quilt, make 48 of Drunkard's Path unit C.

To make a queen sized quilt, make 72 of Drunkard's Path unit C.

Drunkard's Path Unit C

Cutting Instructions

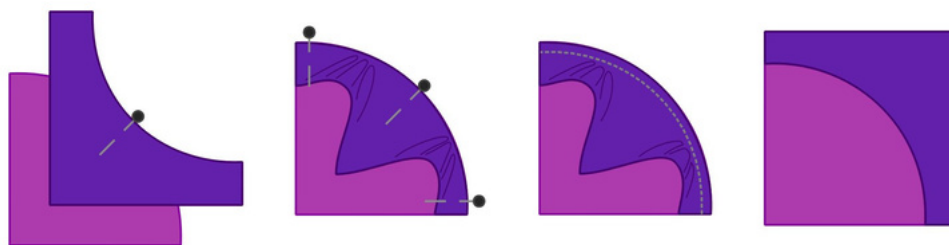
To make one unit, cut the following:

Fabric B: 1 Drunkard's Path template B

Fabric C: 1 Drunkard's Path template A

Piecing Instructions

Mark the centre of the curved edge on both Drunkard's Path pieces. Place pieces right sides together with centre points aligned, pin at the centre point to secure. Ease the curved edge of piece B around the curve of piece A until the corners meet, pin the ends to secure. Sew around the curved edge.



Trim to 4½" to complete Drunkard's Path unit C.

Pseudo Drunkard Unit B

Cutting Instructions

To make one unit, cut the following:


Fabric B: 1 square at $2\frac{3}{4}$ "
1 rectangle at $1" \times 4\frac{1}{2}"$
1 rectangle at $1" \times 4"$

Fabric C: 1 square at $4"$


Piecing Instructions

Draw a diagonal line on the back of the fabric B square.

Place the fabric B square on one corner of the fabric C square with the drawn line oriented as shown. Sew directly along the drawn line, then trim excess fabric, leaving $\frac{1}{4}"$ for seam allowance.



Sew the remaining rectangles of fabric B to the unit so they both run adjacent to the fabric B triangle as shown.



Trim to $4\frac{1}{2}"$ to complete Pseudo Drunkard unit C.

Drunkard's Path Printable Templates

