



Pieceful Pastimes

Mississauga Quilters Guild
October 2021

Next Meeting: Thursday Oct 7 by Zoom
Following Meeting: Thursday Nov 4 by Zoom
Zoom Website open at 7:00 pm
Meetings begin at 7:30 pm

Mailing address:
16-1375 Southdown Road, PO Box 804
Mississauga, Ontario L5J 2Z1

www.mississaugaquiltersguild.ca

Message from the President

Hello all, and welcome to Fall!

It's our pleasure to bring you Dawn Hunt for our October Zoom meeting. A retired military engineer, Dawn will be talking to us about Valuing Your Quilts. I'm quite excited to hear her speak! www.fibreworks.com

We continue to search for a Vice President and a Social Media Coordinator. Please consider volunteering for one of these positions – it is a great way to meet new people and to have a say in the future of the Guild. If you are interested or would like some information about what might be involved in either of these positions, please email me or contact Marlene Weaver. No Vice President this year means no President next year and our constitution leaves us no room to have this position vacant.

There will be a small change in the format of our Zoom meeting this month, as we introduce Zoom Breakout Rooms. This will give members an opportunity to interact in smaller groups, as we often do in person. More information will follow with the Zoom invite prior to the General Meeting, Scheduled for October 7.

Just a reminder, all blocks for the Survivor Project, for survivors of Canada's indigenous residential schools should be received by Mary Dodd by October 7, so she can get them sent off to Timmins. We hope to continue following this project as it takes flight across the country.

See you in October!

Darlene Jenah, President

Nominations

Hard to believe summer is almost over, but as we get back into our routine, our guild is ready to go with lots going on.

As you know, many committee members have offered to stay on an additional year beyond their normal term, to ensure the smooth continuation of our programs and activities during the pandemic.

There is one position, however, that still needs to be filled this year by a new candidate, which is **Vice President**. We are still looking for a guild member who is willing and able to take on the role of President next year and would therefore join the Executive this year as VP. Things to remember:

- This is a 4-year commitment: 1 year as Vice President to learn the role, 2 years as acting President, and 1 year as Past President to guide the new incoming candidate
- As President, you are not "doing everything", you are overlooking and guiding the committee members
- You have the full support of previous Presidents, who are always happy to help with any questions and guidance
- You are not "re-inventing the wheel", all protocols and procedures are well in place, but you are able to bring your own ideas to the guild

We are in CRUNCH TIME now - **Without this position being filled, we will no longer be able to operate as a guild next year.**

Contact me to talk it over, if you are interested in stepping up to take on the role of Vice President
Marlene Weaver, Past President

Community Outreach (Core)

September was a great month for CORE. We were able to hold a CORE workshop at Tomken where we created quilt kits, sandwiched quilts and sorted through donations. We delivered quilts to Children's Aid Society as well as two new groups - Heart House Hospice and a program for disabled students at Streetsville Secondary School. Thank you to the members who donated 15 quilts as well as several quilt tops and placemats.

In the past, some members have made Izzy dolls. These are a great use for small amounts of yarn. Included in this newsletter are a picture of an Izzy doll and the pattern for making them. Both the Children's Aid Society and Heart House Hospice would love to receive any Izzy dolls we can provide. Once you have made some, let one of us know and we will be happy to pick them up.

We would like to try something different at our October CORE workshop. We know people are uncomfortable going into buildings, so we thought we would set up a table outside the entrance at Tomken where you could pick up kits for quilts or placemats, quilts needing quilting and items for sale. The table will be there from 10:30 to 11:30 on Wednesday, October 13, so drop by and say hello. This will likely be our only chance to do this before the weather gets too cold.

Thank you again for your continued support of CORE

Wendy Yule, Kathy Chapman, Sandra Dunlop and Mary Beth Filegan CORE Coordinators

Block of the Month

Look for information about the BOM on the website next Thursday.

Linda Ward and Mary Dodd, BOM Convenors

Please send your Show and Share Pictures for the Guild Meeting to Marlene Weaver

Zoom Reminders

The guild has committed to meeting via zoom until at least March 2022. The zoom link is sent out the week of the guild meeting.



¹Loud talking or whistling not allowed. Photo, copyrighted by Scott and Van Altena, 1912. [//hdl.loc.gov/loc.pnp/cph.3a13960](http://hdl.loc.gov/loc.pnp/cph.3a13960)

Please remember to mute during the zoom meetings if you are not speaking. A red line through your microphone indicates you are muted. The microphone symbol may be in the top right or bottom left of your screen depending on the device you use.

On a Windows computer? ALT-A will toggle your microphone between on and off. If you are on mute, hold the space bar to temporarily speak. You must hold the space bar all the time you are speaking.

Program

Learn more about our speakers by pressing Ctrl+Click on their links below.

Further, please note that the suggestions for Speakers given to me in the past year was appreciated; however, was not able to book them for various reasons.

On September 9th we had the pleasure of Paul Leger's lecture on *My Journey in Quilting*.

www.paullegerquilt.com

October 7, 2021 - Dawn Hunt - Valuing Your Quilts

After serving 30 years in the Canadian Forces as a Military Engineer, Dawn retired in 2005 to devote time to her true passion, textile engineering, a.k.a. quilting, and her second career as a quilt and textile-arts appraiser. www.fibrework.com

November 4, 2021 - Julia McLeod - Silk and Salvage, a Story of Collaboration

An international award-winning quilt maker living and working in Northern California, just east of San Francisco.

Julia discovered quilt making on her travels through the small Amish towns of Pennsylvania. Since 2016 she has specialized in making silk quilts, sourcing her fabrics from neckties, clothing and furnishing fabrics. She has a passion for reuse and recycling, which leads to rescuing vintage blocks and textiles. These reclaimed fabrics are usually the starting point of her quilts. www.juliamcleodquilts.com

December 2, 2021 - Details to follow

Season's Greetings!

January 6, 2022 - Kim Caskey - Tour of Japan

Kim is not only a longarm quilter, instructor, and designer but a tour host. On January 6, 2022, we will enjoy a tour of Japan. www.kimcaskey.ca

February 3, 2022 - Jackie White - Trunk Show

Jackie White is a designer, quilter, pattern creator and lover of all things handmade. Her passion lies in fabric and design. www.jackiewhitequilts.com

March 3, 2022 – Melissa Marginet – Myth: Quilting is an Expensive Hobby

Melissa loves to teach, especially quilting, and to share her knowledge. She is a DIY quilter from beginning to end and encourages others to do the same. She believes there are no right or wrong way, there are different ways. Each person needs to find what works best for them.

April 7, 2022 – Nancy McCracken – Trunk Show

Nancy started her quilting career at age 40. With Jill Petit as her mentor, she learned piecing, paper piecing, appliqué, persistence, and stamina.

Nancy have won several quilting awards which includes a group award of excellence and individual award from CQA.

May 5, 2022 – Robin Bogaert – Trunk Show

Robin is a long arm quilter, owner, and creator of *Quilting in the Loft*. As a past owner of a quilt shop in Windsor, Ontario, she has years of valuable experience. Robin's roots in quilting are traditional, however she appreciates modern quilt design. Robin considers the focus of work to be professional quilting, teaching classes, designing, free motion quilting, ruler work and thread painting. www.quiltingintheLoft.com

Paula Lee-Len, Program Convenor

Workshops

Workshops for 2021-2022

All workshops will be virtual until April and will cost \$50. April and May workshops will hopefully be in person, and will cost \$70.

Paul Leger : “Square Peg - Round Hole, www.PaulLegerQuilts.com
October 16th and October 17th from 9:30-1

Julia McLeod: “Starting with Silk” www.juliamcleodquilts.com
November 6th, 10-3

Phyllis Cullen: “All About the Face” - www.phylliscullenartstudio.com
January 8th, 10-3

Jackie White: “3-D Flower”, www.jackiewhitequilts.com
February 5th, 10-3

Melissa Marginet: “Planning your Walking Foot Quilting”, www.melissamarginet.ca
March 12th 10-3

Nancy McCracken: “Collage Quilts” An in-person class and Tomken Arena
April 9th, 10-3

Robin Bogaert: “Ruler Quilting”, www.quiltingintheLoft.com. An in-person class
May 7th 10-3

Ruthie Snell and Elizabeth McDowell, Workshop Convenors

WE NOW HAVE ROOM

Wendy Yule and I spent an afternoon in August cleaning our storage room at Tomken – Quilt Show cupboard and shelving unit. Now we have some cupboard space and spare shelf space. While cleaning I discovered that we are missing some MQG property ex. the projector that we purchased when I was president. If you have been storing some things at home because there didn't seem to be space for them we would now welcome them back and find room for them. As we still need to make an appointment to go into Tomken and access our storage area please contact me and I will arrange a time for you to drop things off. Thanks for storing things for us but we can now welcome them back.

Diane McCullough

Library

Nothing new in terms of the library! We are still in the process of conducting an inventory and culling materials. Still waiting for suggestions for purchase!

Diane McCullough

Jane Crockford

Newsletter

Have something for the newsletter? Please email articles, tips, ideas or suggestions to the guild email address MississaugaQuiltersGuild@gmail.com

Deadline for October Newsletter: October 21, 2021

Deadline for future Newsletters:

December – November 18, 2021

January – no newsletter.

February – January 20, 2022

March – February 17, 2022

April – March 24, 2022

May – April 21, 2022

June – May 19, 2022

September – August 18, 2022

Membership

The final membership list for the 2021-2022 guild year is finally complete. We have a total of 96 members, including 2 Associate Members and 4 Lifetime Members. We also have 4 new members! Welcome to Michelle Dixon Parent, Marilyn Johnston, Penka Stoyanova and Heather English. I look forward to meeting you all on Zoom and hopefully in person before too long.

Melanie Blake, Membership.

Comfy Cases



We're getting busy with Comfy Cases! Now that the hospitals are getting back to normal, we have already made a delivery of kids' fun pillowcases to Oakville Trafalgar Hospital, and this week I'll be dropping off a big box full to Credit Valley Hospital, and another to McMasters in Hamilton.

We have been getting more donations from generous fabric companies, as well as personal "stash-busters", and I have lots of kits ready to sew. Let me know if you'd like some, and I can drop them off to you. If you have kid-themed fabrics that you would like to donate, I'd be happy to come by and pick up as well.

If you are a Facebook user, you can join them here:

<https://www.facebook.com/groups/354360395912941>

As always, a big thank you to the sewers who are helping us grow!

Marlene Weaver, Past President

marleneweaver@hotmail.com

416 806 6245

CQA

The CQA is holding a zoom lecture on Oct 13 with Andrea Tsang Jackson about Your Unique Quilting Practice and with Cheryl Arkison on Oct 16 called Improv is My Love Language. A list of all lectures to the end of the year are posted [here](#).

The TrendTex Challenge kits are now available for CQA members. They go on sale for non-members on November 1. The theme is Refresh. The Youth Challenge is also open. This requires a CQA member to sponsor the entry created by someone up to 19 years of age. You can find more details [here](#). Please see the [CQA website](#) for more details on these and other activities.

Other Possibilities

- There are two zoom sewing sessions for you to join each week. Wednesday evening starting at 6:30 and Thursday afternoon starting at 1:30. You can stitch away while visiting with other members. I've used several Thursday afternoon sessions to help keep me entertained while working on tedious jobs like tracing over 500 shapes for a quilt. Now the applique can begin. Members are working on various projects. You don't necessarily need to sew. You can sit and visit or work on something else. Look for the email reminder with the link on Mondays.
- Steph Skardal has some tools on her website. The Color Palette Tool lets you load an image and it will generate a colour palette that matches to various solid fabric lines. <https://www.stephskardalquilts.com/color-palette-tool/> She also has a Colour Wheel based on solid sets from various fabric manufactures and Aurifil Threads. <https://www.stephskardalquilts.com/color-wheel-fabric-and-color-distribution/>. She was the Artist in Residence in the Quilting Arts Podcast Episode 20 <https://www.quiltingdaily.com/the-intersection-of-art-and-technology-quilting-arts-podcast-episode-20/> if you want to know more about how she incorporates technology and quilting.

Helen Anne Lemke, Newsletter Convenor

Social

Another possibility for your snack during the meeting. I love Millionaire's bars which are a three layer bar similar to Nanimo Bars but have Shortbread, Dulce deLeche and Chocolate. I haven't tried this recipe yet. I'm not sure I want 24 bars in the house, even if it does say they freeze well.

<https://www.eaglebrand.ca/En/Recipes/Millionaires-Shortbread-Bars>

Do you have a recipe suggestion? Please email me a link. Helen.lemke@gmail.com

Quilts for Survivors

Over the years, we as quilters have been asked to send quilts and blocks for various causes at home and abroad. Almost every one of us has given a quilt as a hug from afar, to family, friends or even strangers.

It's hard to see what's going on in our beautiful country without taking a moment to pause and acknowledge the tragedies and injustices that affect our residents. After an informal conversation with some of the Executive members about different quilt projects we may want to support, it was agreed that Canada's indigenous people need to hear our voices of support and comfort.

This project, in support of the survivors and families of Canada's Residential School system, has been forwarded to me a couple of times from different members, and I think it's worthy of our attention. The project is asking for blocks, 16.5" (unfinished) and must include some orange fabric. Block suggestions are provided in the link below. Due to the summer time off some quilters take from their machines, the deadline has been extended until October 11.

Mary Dodd has volunteered to gather blocks from members, to forward to the project coordinator. You can mail your blocks, or drop them off at Mary's porch, she'll take it from there. Please have them to Mary by October 7 to allow her time to forward them.

Block Suggestion Link: <https://canadianquilter.com/news/quilts-for-survivors-deadline-august-1/>

Retreat 2022

The Retreat at Elmhurst Inn & Spa is happening from February 24 2022 to February 27 2022 barring any more COVID-19 interruptions.

The enrolment form and instructions are on the website.

After 1 November registration will be open to non members so sign up fast.

Contact Pam Sawyer for more details

Pam Sawyer




THE QUILT PLACE

HEATHER STOCK
519-625-8435
heather@thequiltplace.ca
www.thequiltplace.ca

*Fabric, Quilting Supplies,
Ready & Custom Made Quilts*

3991 Perth Rd. 107, Box 223, Shakespeare, ON N0B 2P0



FABRIC SPARK


NOW AT 1992 DANFORTH AVE
416-422-3345

DROP IN AND SHOW US WHAT YOU'RE MAKING



Kay's Quilting and Longarm

Computerized Longarm Quilting Services
(H-905-332-0363) (C-289-439-2388)
kay.boyd65@gmail.com
Burlington, ON



Cobwebs & Caviar
Quilty Stuff, Kick Ass Clothing, Bits & Buggles.

Online shop open 24/7!

For in-store hours,
check our website.

Join us on
Facebook Live
every other Thursday
at 7 pm!

COBWEBS & CAVIAR, 147 Main St. W., Shelburne, ON


Upcoming Events

Westmount Congregation, Orillia and Westmount Quilting Events (our quilting group) are hosting an On Line sale called Our Handmade Christmas as a Facebook event located

at <https://www.facebook.com/events/994625191083653> from November 12 at 8 a.m. to November 15 at 6 p.m.

Just use this link to go to the sale, then click on Discussion to see the articles for sale. You are most welcome to view the articles any time but selling begins on November 12. Still LOTS more items to add. For more information contact petejordan10@sympatico.ca

Chez Cheryl's
 Longarm
 Quilting Services
 Quilts Made to Order



Cheryl Lorenz - Longarm Specialist
 Oshawa Ontario
 clorenz@live.ca - 416-985-3731



Visit our NEW Location
 35 King St. N. Cookstown
 (Just north of Hot Stacks)

We can't wait to see you!

705-458-4546 | countryconcessions.com



ORDER ONLINE AT COUNTRYCLOTHESLINE.CA
 for shop pickup, free local delivery or expedited shipping with Canada Post





SAVE 20%
 on all
 Holiday Fabric

as Christmas comes early to
COUNTRY CLOTHESLINE!

or visit us at 471 Cosburn Avenue for in person shopping
 Tues 10-4 Wed 10-6 Thurs 10-4 Fri 10-4 Sat 10-4
 sale ends October 11th

Little People – Izzy Doll

<p>Materials: Sayelle wool – several colours 1 pair 2.25 needles 1 tapestry needle Polyester fibrefill for stuffing</p>	
	

Instructions:

Work in stocking stitch (1 row knit, 1 row purl)

Cast on 32 stitches

Work 4 rows for the feet (change yarn)

Work 14 rows for the pants (change yarn)

Work 12 rows for the sweater (change yarn)

Work 8 rows for the face (change yarn)

Work 11 rows for the hat as follows:

Rows 1 – 4: Work evenly in stocking stitch

Row 5: Decrease 5 stitches evenly across the row (27 stitches remaining)

Row 6: Purl across the row

Row 7: Decrease 5 stitches evenly across the row (22 stitches remaining)

Row 8: Purl across the row

Row 9: Decrease 5 stitches evenly across the row (17 stitches remaining)

Row 10: Purl across the row

Row 11: K1, K2 together 9 times

Draw your yarn through the remaining stitches

1. Sew up the back of the doll
2. Stuff the head and weave a strand of yarn around the last row of the face to create the neck
3. Finish stuffing and sew up the feet
4. Arms: Take yarn on needle and go through all layers from waist to 2 rows beneath the neck. Define the legs from waist to feet.
5. Embroider face